



## Obtaining Connect Parent Portal First Time Use



  
oncourseconnect

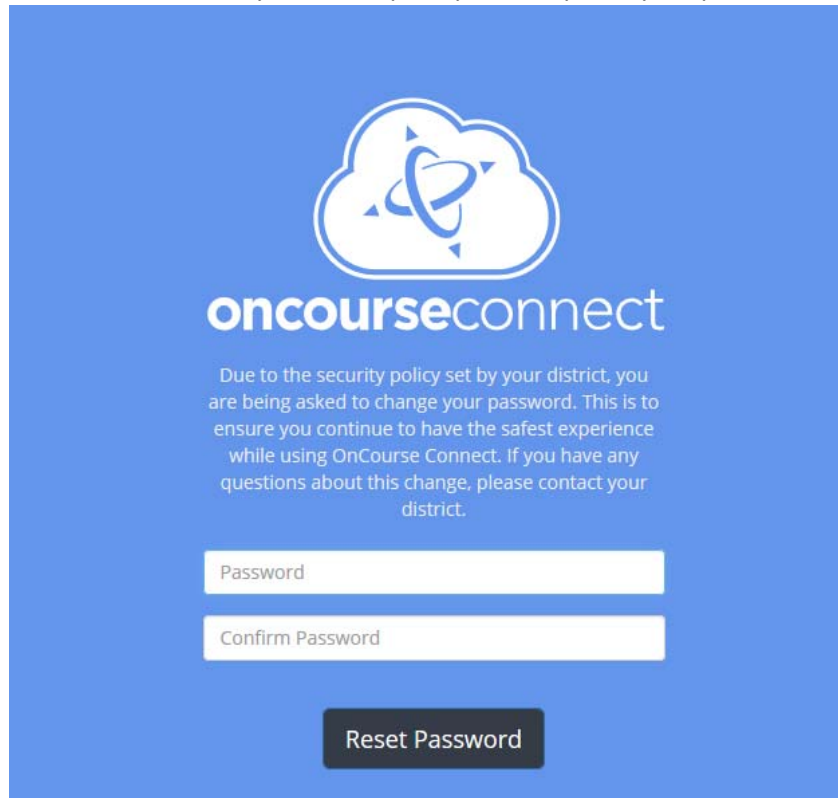
Remember Me

Log in


Forgot password?

- Please enter the username and password. If you do not have a username and/or password please follow the directions titled Obtaining an OnCourse Connect Username and Password ([link to directions](#))

- If you have not already changed your default password or your password was recently reset by the school district you will be prompted to update your password.



The image shows a password reset interface for OnCourse Connect. It features a blue background with a white logo at the top center consisting of a cloud and a circular arrow. Below the logo is the text "oncourseconnect" in a white, lowercase, sans-serif font. A paragraph of text explains the security policy and provides contact information for the district. There are two white input fields for "Password" and "Confirm Password", and a dark blue button labeled "Reset Password" at the bottom.



**oncourseconnect**

Due to the security policy set by your district, you are being asked to change your password. This is to ensure you continue to have the safest experience while using OnCourse Connect. If you have any questions about this change, please contact your district.

Password

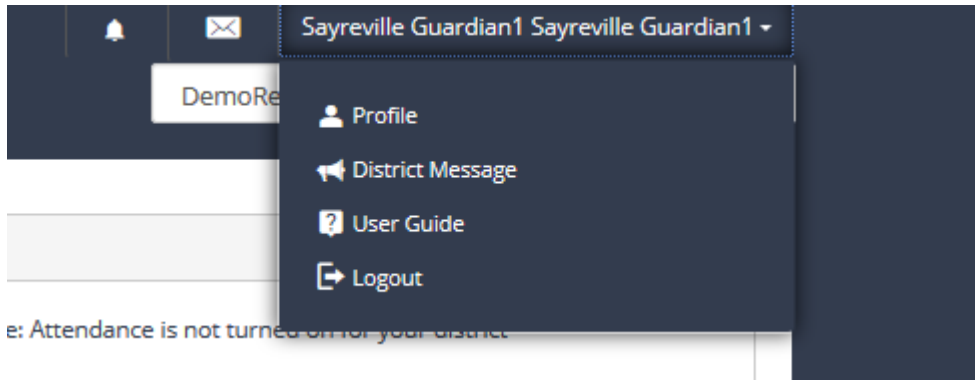
Confirm Password

[Reset Password](#)

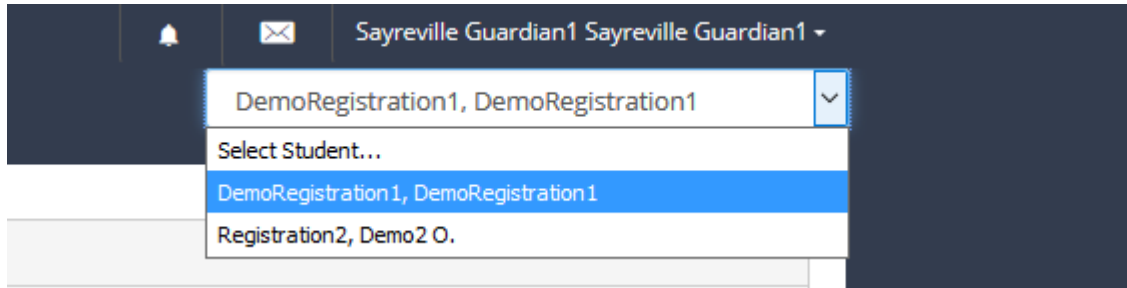
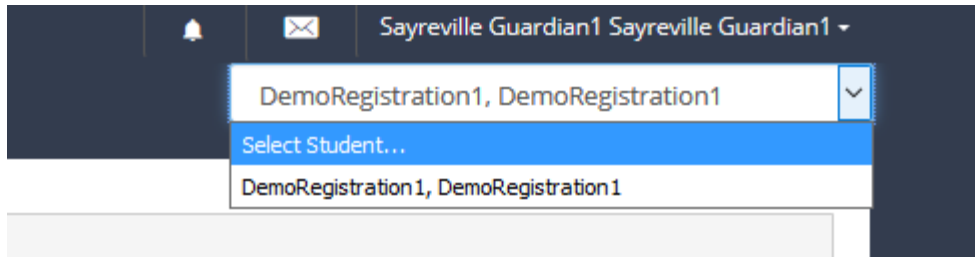
The screenshot shows the OnCourse Connect Portal dashboard. At the top left is the 'oncourseconnect' logo. The top right shows the user's name 'Sayville Guardian1 Sayville Guardian1' and a dropdown menu with 'DemoRegistration1, DemoRegistration1'. The dashboard is divided into several sections:

- Student Info:** Displays a placeholder for a student photo, the name 'DemoRegistration1 DemoRegistration1', '2nd Grade', 'Arieth Elementary School', 'State ID:', and 'Sayville, NJ 08872'.
- Attendance:** Shows a notice: 'Notice: Attendance is not turned on for your district'.
- Homework:** Shows the date 'Saturday, July 14, 2018' and the message 'No homework to display'.
- Latest Assignment Grades:** Shows the message 'No grades'.
- Teacher Websites:** A table with two columns: 'Course' and 'Teachers'.


- Once you have changed your temporary password, you will be see the OnCourse Connect Portal dashboard.
- Depending on the time of year, there may be very limited information in the portal.
  - In July, the annual enrollment update will be available from this portal.
  - In late August, student schedules and bus routes will be available from this portal.
  - During the school year, real time data about your student(s) will be available from this portal.




- You can access your user profile, a video user guide, and the logout button, by clicking on your name in the upper right hand corner.





- If you are the guardian for more than one student, click the white box in the upper right hand corner with your student's name in it and this will allow you to switch between students associated with you.
  - If you do not see a student that you should be associated with in this list, please email [parent.portal@sayrevillek12.net](mailto:parent.portal@sayrevillek12.net) so that we can resolve the link error for you
  - If you see a student in the list who you should not be associated with, please email [parent.portal@sayrevillek12.net](mailto:parent.portal@sayrevillek12.net) so that we can resolve the link error for you





Notifications

 Your inbox is empty!

 View all Notifications

 Notification Settings

### NOTIFICATION SETTINGS

 General Settings 

Enable These notifications ⓘ



Send my Daily Digest emails at

Notification Center

Email

Daily Digest

6:00 AM ▾

 Grade Book 

Cancel Reset Settings Save Settings

- To update your notification settings
  - Click the image of the bell in the upper right hand corner
  - Click the option for notification settings
  - Select your desired options
  - Click Save Settings
  - These settings will go in to effect on the first day of school.
  - There will be additional settings available under the Grade Book options, after your student is assigned a schedule for the upcoming school year.