

Student Guide to Access Progress Reports and Report Card High School and Middle School Only

- While using an internet connected device, go to <https://sayreville.onscourseconnect.com>
- Click the Login In button under the Students column on the left hand side
 - Guardians please be advised that you should login from <https://www.onscourseconnect.com/> , please do not try to login from the Guardians column on the right hand side of the student login page

oncourseconnect

Sayreville School District

Students

Your district has been setup to use a single sign-on process. Please click the link below to begin.

Log In

Guardians

Please fill in your username and password given to you by your district and click the link below to begin.

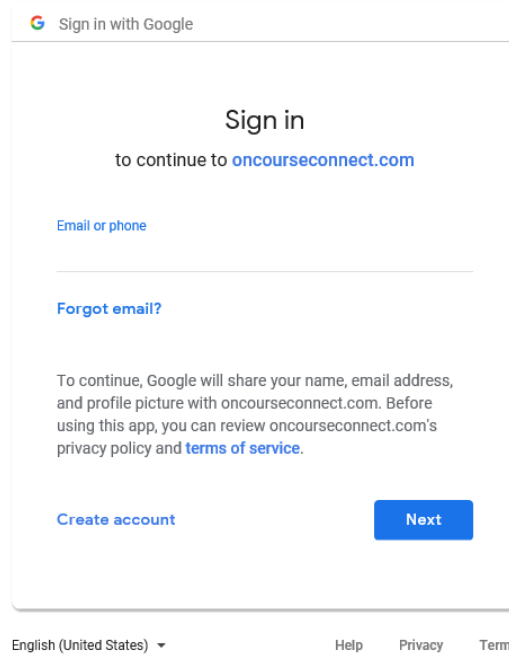
Enter Username

Enter Password

Log In

[Forgot password?](#)

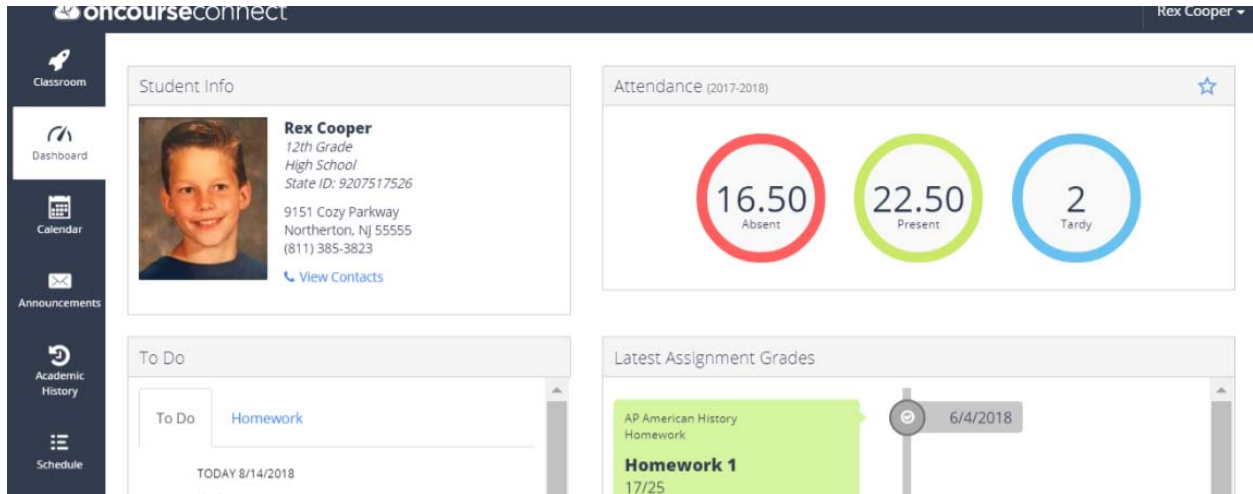
- Upon clicking the Log In button, you will be directed to a Sign In with Google login page




- You must sign in with your full Sayreville School District email address (studentnumber@sayrevillek12.net) and password
 - If you attempt to sign in with an account other than your Sayreville School District email address, you will not be able to login to OnCourse Connect
 - If you experience problems logging in to OnCourse Connect, please email student.techsupport@sayrevillek12.net
 - Please be advised that we **will not** be able to provide you with your password from an unverified personal email account. If you are not able to login to your Sayreville student email account and need a password reset before school starts, you will need to have a parent/guardian email student.techsupport@sayrevillek12.net from an email address that is already on file with the school district.
 - Once school starts any teacher will be able to reset your student password
 - Please see the bottom of this document for additional information on changing your student password
- If you receive a page upon login that says Annual Registration Required, a parent/guardian that is registered with the school district must login with their parent/guardian OnCourse Connect account and complete the annual enrollment update. Students are not able to complete the annual enrollment update



- Once you have logged in to OnCourse Connect you will be presented with the Dashboard view
 - If you have not completed the annual enrollment or a new student registration, you will be prompted to do so before being presented with the Dashboard



- On the left hand side of the dashboard, you will see a series of icons that will allow you to navigate to different pages within OnCourse Connect. These icons will differ depending on the settings that your district/school have enabled



- Students and parents can download progress reports and report cards from their respective OnCourse Connect Accounts.
- For the current year’s progress reports and report cards, OnCourse Connect users can download these documents from the “Grades” section of the Dashboard tab by clicking the Download Report Card button.
 - Please note that both progress reports and report cards will be stored under this button. Reports will be available for download until the next report is released at which time the prior will not be accessible to parents or students. If you would like to keep a historical record of a report please download and keep a copy for your records.
 - For report cards for previous years OnCourse Connect Users can access historical report cards through the Academic History tab. Please note that prior year PowerSchool grade data is not available from OnCourse Connect.

Grades (2015-2016)

[Download Report Card](#)

[Download Transcript](#)

Course	MP1	MP2	MP3	MP4	FG
AP Calculus - Stark, Sebastian	90 B				88.72 B
Character Development	Q				
Demonstrates respect.	Q				
Demonstrates citizenship	S				
Demonstrates caring behavior.	S				
AP English IV - Rev, Nicholas					
Chemistry-H - Stark, Sebastian	94 A				
Demonstrates respect.	S				
Demonstrates citizenship	S				
Demonstrates caring behavior.	S				
Chemistry-H - Stark, Sebastian	100 A				
Computer Applications - Freeman, Brenda	95 A				
Honor Roll	MP1	MP2	MP3	MP4	
Principal's List	Y				

Teacher Comments

Teacher	Term	Comment
AP Calculus		
Stark, Sebastian	1st Marking Period	

Changing/Resetting Student District Email/Computer/OnCourse Connect Passwords

- Any teacher is able to reset a student password from a school teacher computer/virtual desktop
- Students can reset or change his/her own password if he/she knows the current password
 - From a district Windows computer, login with the current password, press CTRL+ALT+DEL and choose the “change password” option
 - From a district Chromebook, there is a Chrome app available to allow students to reset their passwords. The app is titled “Password Change App” and it may be reached from the chromebook sign-in screen (before signing in to the Chromebook). On the bottom left, in the list of applications (much like TestNav for PARCC) is a link to the app. When students click this link, they will be brought to a login page for Office 365.
 - a. To log in and reset their password
 - b. Students use their school email address as their username (ex. 123456@sayrevillek12.net)
 - c. Students use their current password as the password
 - d. Follow the onscreen instructions to update the password
 - e. Press the power button on the chromebook to turn it off, then press it again to turn it back on. Students can then log in with their new password
 - From internet connected devices not owned by the district, students can go to <https://portal.office.com>
 - a. To log in and reset their password
 - b. Students use their school email address as their username (ex. 123456@sayrevillek12.net)
 - c. Students use their current password as the password
 - d. Follow the onscreen instructions to update the password
 - For new students or students that have never changed their passwords, you will still be set to default passwords and they should be changed as soon as possible to protect the security of your account. For security reasons, we will not publish default password information on the internet, please speak to a staff member if you are unsure of your default password.
- If you experience problems logging in to OnCourse Connect, please email student.techsupport@sayrevillek12.net