



oncourseconnect

Remember Me

Log in

[Forgot password?](#)

- Please enter the username and temporary password you received via secure document email from the Sayreville School District.



oncourseconnect

Due to the security policy set by your district, you are being asked to change your password. This is to ensure you continue to have the safest experience while using OnCourse Connect. If you have any questions about this change, please contact your district.

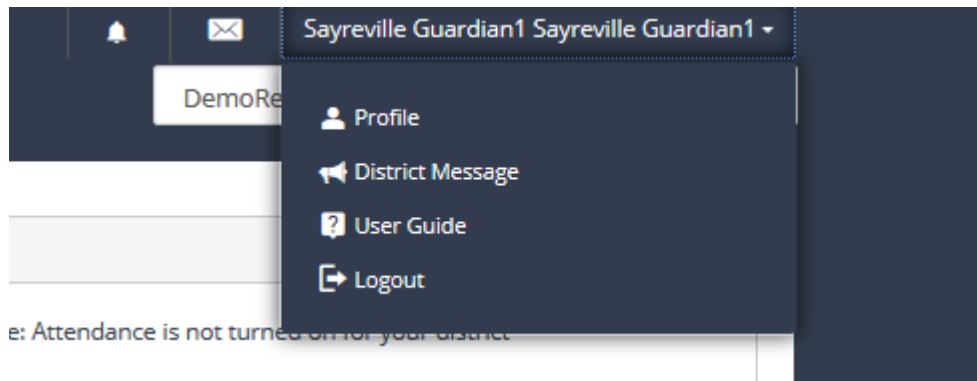
[Reset Password](#)

- As this is your first time logging in to OnCourse Connect, you will be required to change your temporary password.

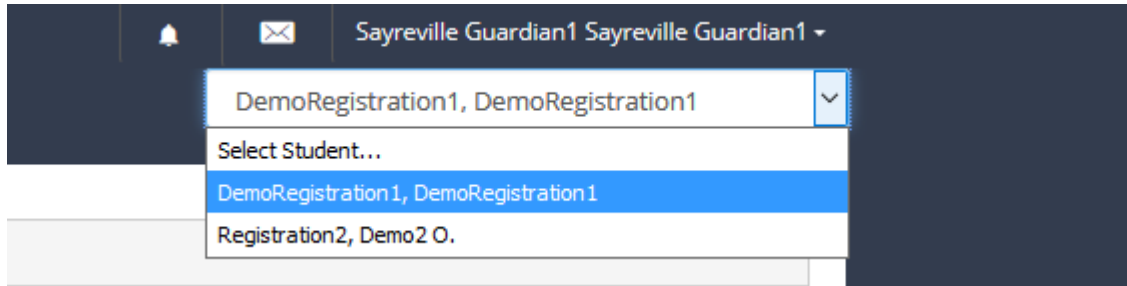
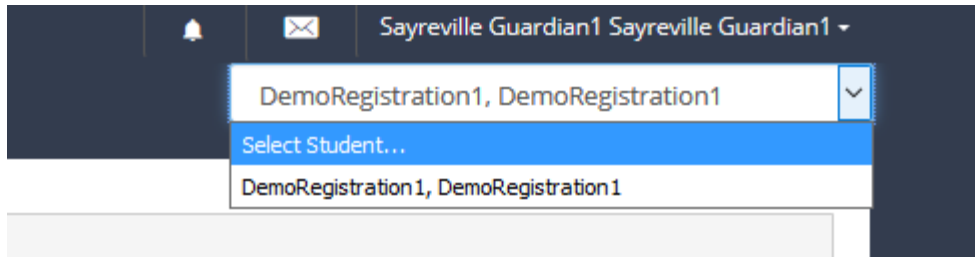
The screenshot shows the OnCourse Connect Portal dashboard. At the top, the logo 'oncourseconnect' is visible on the left, and the user's name 'Sayville Guardian1 Sayville Guardian1' is on the right. Below the logo, there are navigation icons for 'Dashboard', 'Calendar', and 'Announcements'. The main content area is divided into several sections:

- Student Info:** Displays the student's name 'DemoRegistration1', grade '2nd Grade', school 'Arieth Elementary School', and location 'Sayville, NJ 08872'.
- Attendance:** Shows a notice: 'Notice: Attendance is not turned on for your district'.
- Homework:** Shows the date 'Saturday, July 14, 2018' and the message 'No homework to display'.
- Latest Assignment Grades:** Shows the message 'No grades'.
- Teacher Websites:** A table with columns for 'Course' and 'Teachers'.

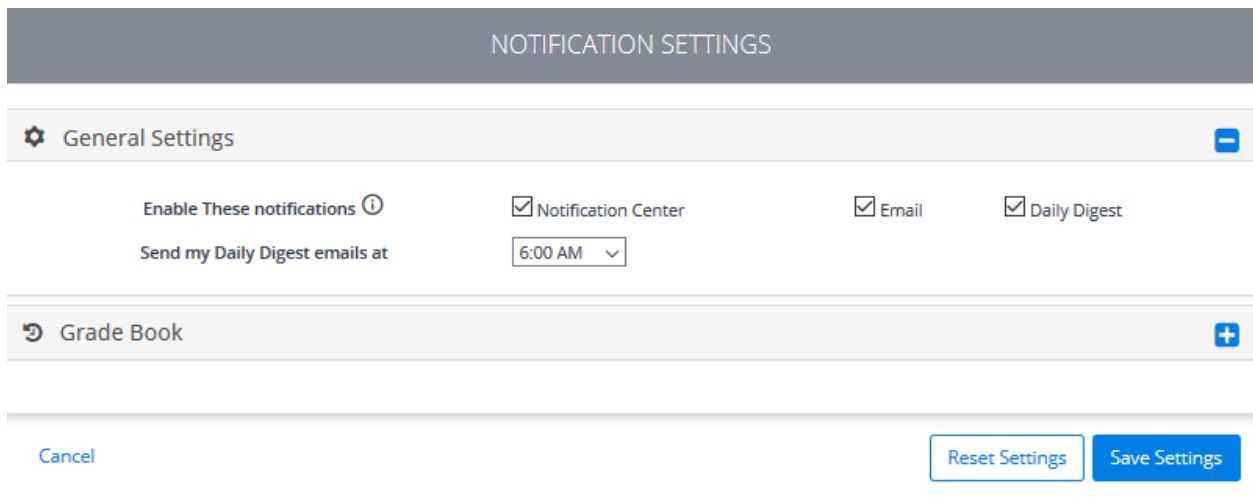
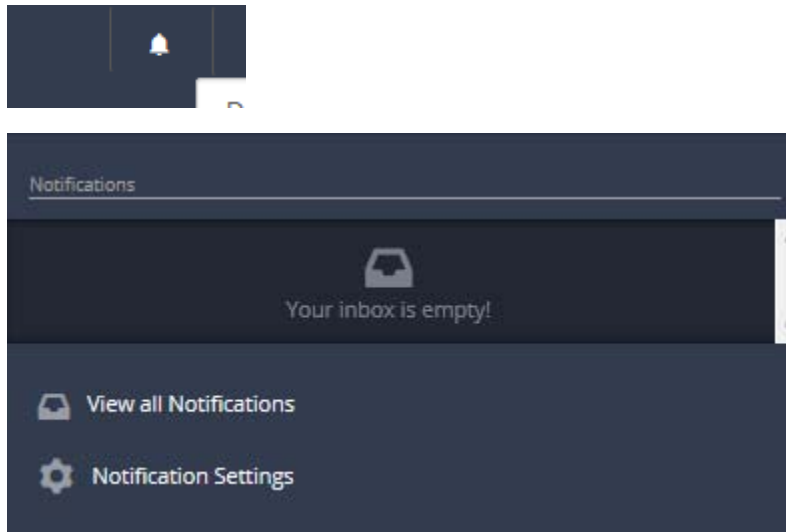
- Once you have changed your temporary password, you will be see the OnCourse Connect Portal dashboard.
- At this time, there is very limited information in the portal.
 - In late July, the annual enrollment update will be available from this portal.
 - In late August, student schedules and bus routes will be available from this portal.
 - During the school year, real time data about your student(s) will be available from this portal.



- You can access your user profile, a video user guide, and the logout button, by clicking on your name in the upper right hand corner. At this time, there will be no district messages.



- If you are the guardian for more than one student, click the white box in the upper right hand corner with your student's name in it and this will allow you to switch between students associated with you.
 - If you do not see a student that you should be associated with in this list, please email parent.portal@sayrevillek12.net so that we can resolve the link error for you
 - If you see a student in the list who you should not be associated with, please email parent.portal@sayrevillek12.net so that we can resolve the link error for you



- To update your notification settings
 - Click the image of the bell in the upper right hand corner
 - Click the option for notification settings
 - Select your desired options
 - Click Save Settings
 - These settings will go in to effect on the first day of school.
 - There will be additional settings available under the Grade Book options, after your student is assigned a schedule for the 2018-2019 school year.